

Hot Rod News



June, 2008

More parts fabbing. The AC drier will be under the dash as high as possible to keep the firewall as clean as possible. The AC hoses are very stiff and I'd like to route the hoses inside and out to be as unobtrusive as possible.



Door jamb improvements and let's make a bigger hole in the floor!





Master cutoff switch in the trunk and brackets for the suicide door locks.

These are the radiator supports to which the condenser, grille shell and grille are attached. The supports are aluminum and drilled for weight saving.




The under dash panels have been spot welded to sit at about a 75 degree angle under the dash so that most of the switches, keys and power ports are hidden. They will bolt on under and behind and the keys will hang down.

This vehicle has previously been licensed in ND and MINN!!



And the dang things didn't even work. The trunk lid opened about 12 “.



So, let's try to resurrect these hinges and get them to work so that I can use them as a pattern for future! Still didn't work!! Undoubtedly more on this topic!!!!!!!1



Nerf bars, not the perverted steps on your SUV, but real nerf bars to keep the guy behind you tire's away from in front of your rears. If your rears come in contact with his, you will flip over!!



Another hole in the floor, for the e-brake so I can get licensed. A nice Honda Civic brake lever, new brackets under the floor next to the shifter. I also need to figure out a small drink holder/console for stuff!



Let's keep the grille upright and aligned. The battery must stay in place and help transfer weight. 1940 Chevrolet taillights to warn the neighbors!

